

# Our Voice Male Survivors

Experiences of Victims and Survivors  
of Child Sexual Abuse and Exploitation

Data Annex



# Data Annex

This annex contains the full set of data tables from the **Our Voice Male Survivors** report, presenting the survey findings in detail. The annex should be read alongside the main report, which provides interpretation, analysis, and survivor voices to contextualise these findings.

The tables are organised into four sections that reflect the structure of the main report. Each section provides a detailed breakdown of survey responses.

**Full report:** <https://www.suojellaanlapsia.fi/en/post/our-voice-male-survivors>

**Suggested citation:** Protect Children. (2025). “Our Voice Male Survivors: Experiences of Victims and Survivors of Child Sexual Abuse and Exploitation.”  
<https://www.suojellaanlapsia.fi/en/post/our-voice-male-survivors>

## Contents

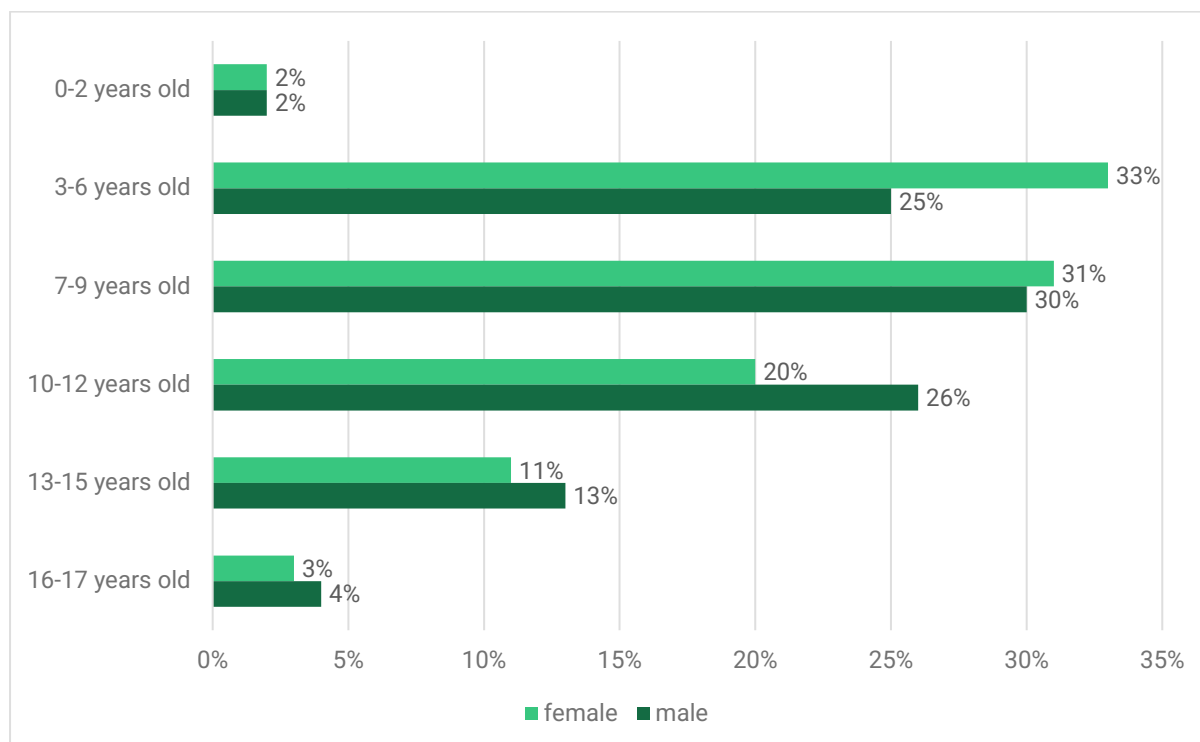
<b>1. Experiences of Sexual Violence.....</b>	<b>2</b>
Age at First Abuse .....	2
Nature of Abuse .....	3
Perpetrators .....	8
Perpetrator Age .....	13
<b>2. Disclosure .....</b>	<b>14</b>
Disclosure Time.....	14
Recipients of Disclosure .....	16
Barriers to Disclosure .....	17
After Disclosure.....	19
<b>3. Long-Term Consequences .....</b>	<b>25</b>
Consequences .....	25
Types of Impact .....	26
<b>4. Support &amp; Coping .....</b>	<b>27</b>
Access to Support.....	27
Coping Strategies .....	29

# 1. Experiences of Sexual Violence

## Age at First Abuse

To the best of your knowledge, how old were you when you were first subjected to sexual violence? You may further elaborate if you wish.

Number of respondents: 22574

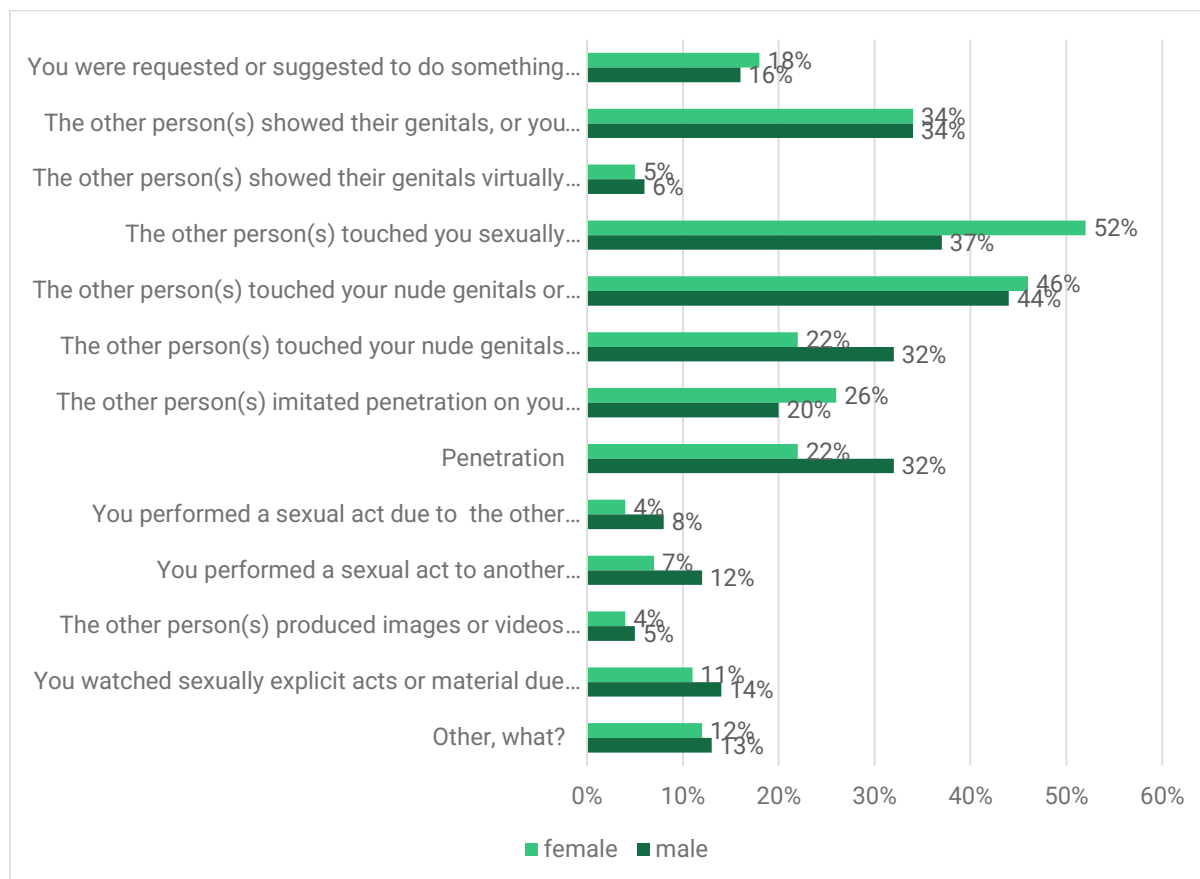


	Female		Male		Total
	n	Percent	n	Percent	
0-2 years old	440	2,2%	24	1,7%	464
3-6 years old	6832	33,5%	354	25,4%	7186
7-9 years old	6269	30,7%	413	29,6%	6682
10-12 years old	4071	19,9%	364	26,1%	4435
13-15 years old	2249	11,0%	188	13,5%	2437
16-17 years old	547	2,7%	51	3,7%	598
Total	20408		1394		21802

## Nature of Abuse

### What happened? (You may choose all that apply)

Number of respondents: 22925, selected answers: 60911

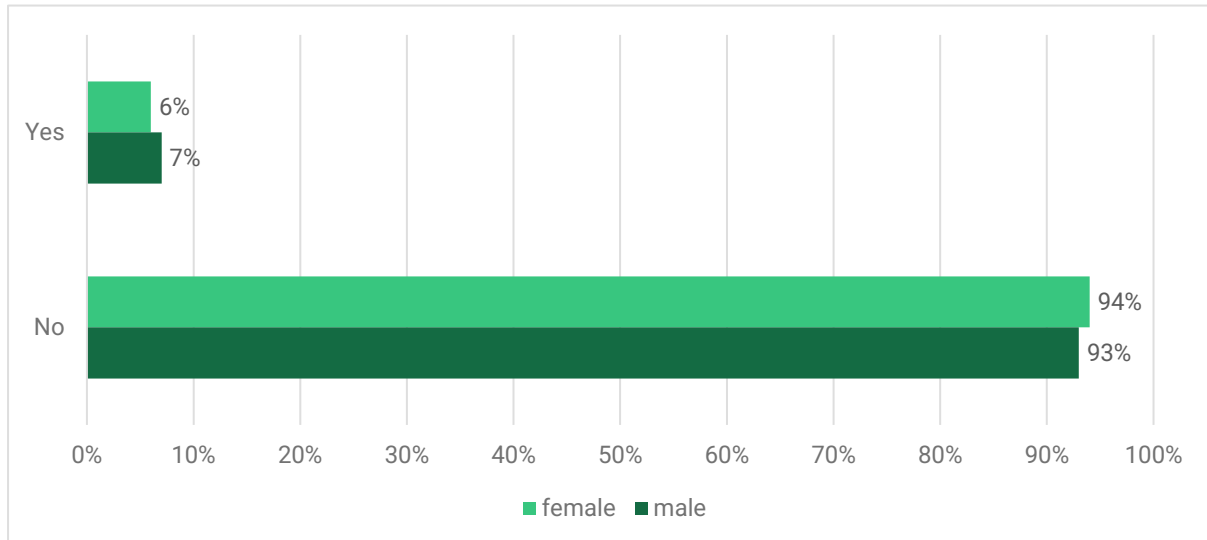


	Female		Male		Total
	n	Percent	n	Percent	
You were requested or suggested to do something sexual without it leading to any acts	3681	17,8%	231	16,4%	3912
The other person(s) showed their genitals, or you showed your genitals to the other person due to the other person(s) allowing it to happen or asking/manipulating/forcing you	7014	33,8%	485	34,3%	7499
The other person(s) showed their genitals virtually (i.e. online/on a live video chat/in a picture or video) or you showed your genitals to the other person(s) virtually due to the other person(s) allowing it to happen or asking/manipulating/forcing you	941	4,5%	87	6,2%	1028
The other person(s) touched you sexually inappropriately while clothed or you touched the other person(s) while they were clothed due to the other person(s) allowing it to happen or asking/manipulating/forcing you	10844	52,3%	526	37,3%	11370

The other person(s) touched your nude genitals or you touched the other person's nude genitals due to the other person(s) allowing it to happen or asking/manipulating/forcing you	9547	46,0%	623	44,1%	10170
The other person(s) touched your nude genitals with their mouth or you touched the other person's nude genitals with your mouth due to the other person(s) allowing it to happen or asking/manipulating/forcing you	4571	22,0%	455	32,2%	5026
The other person(s) imitated penetration on you without it leading to penetration	5313	25,6%	278	19,7%	5591
Penetration	4497	21,7%	446	31,6%	4943
You performed a sexual act due to the other person(s) offering money, alcohol, or some other thing in exchange	903	4,4%	108	7,6%	1011
You performed a sexual act to another child/another child performed sexual act to you due to the other person(s) allowing it to happen or asking/manipulating/forcing you	1459	7,0%	166	11,8%	1625
The other person(s) produced images or videos during the abuse or you produced images or videos of yourself nude or in a sexually explicit manner due to the other person(s) allowing it to happen or asking/manipulating/forcing you	866	4,2%	77	5,5%	943
You watched sexually explicit acts or material due to the other person(s) allowing it to happen or asking/manipulating/forcing you	2223	10,7%	197	14,0%	2420
Other, what?	2468	11,9%	188	13,3%	2656
Total	54327		3867		58194

**Did the sexual violence you were subjected to as a child happen online (completely or partially) or was it in some way facilitated by technology?**

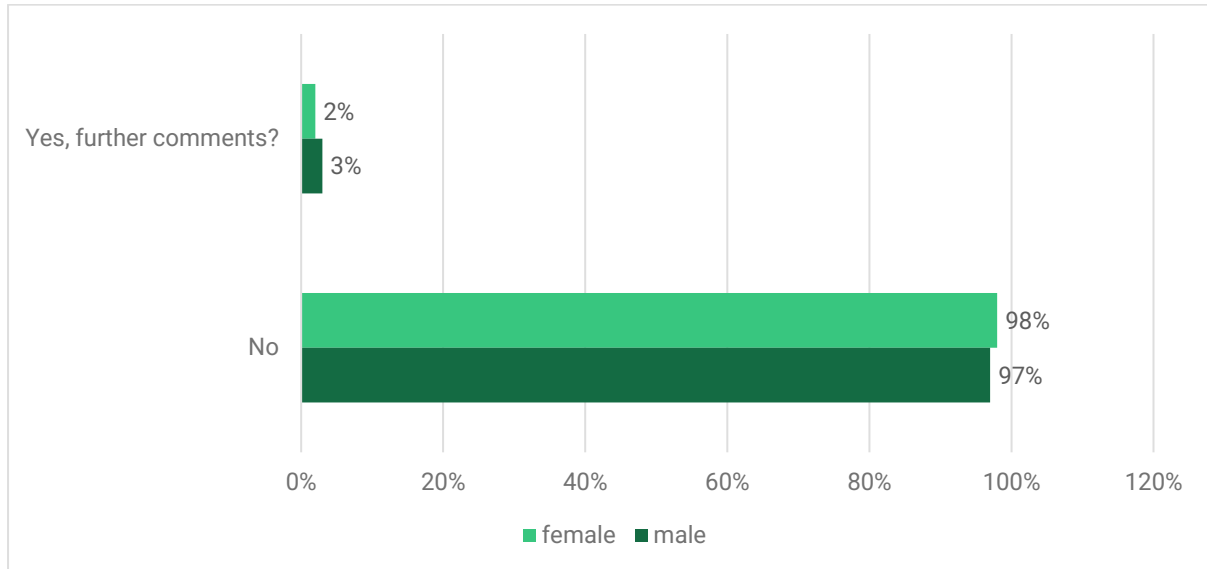
Number of respondents: 22913



	Female		Male		Total
	n	Percent	n	Percent	
Yes	1234	6,0%	104	7,4%	1338
No	19498	94,0%	1303	92,6%	20801
Total	20732		1407		22139

## Did the sexual violence you were subjected to as a child relate to trafficking/commercial sexual exploitation\*?

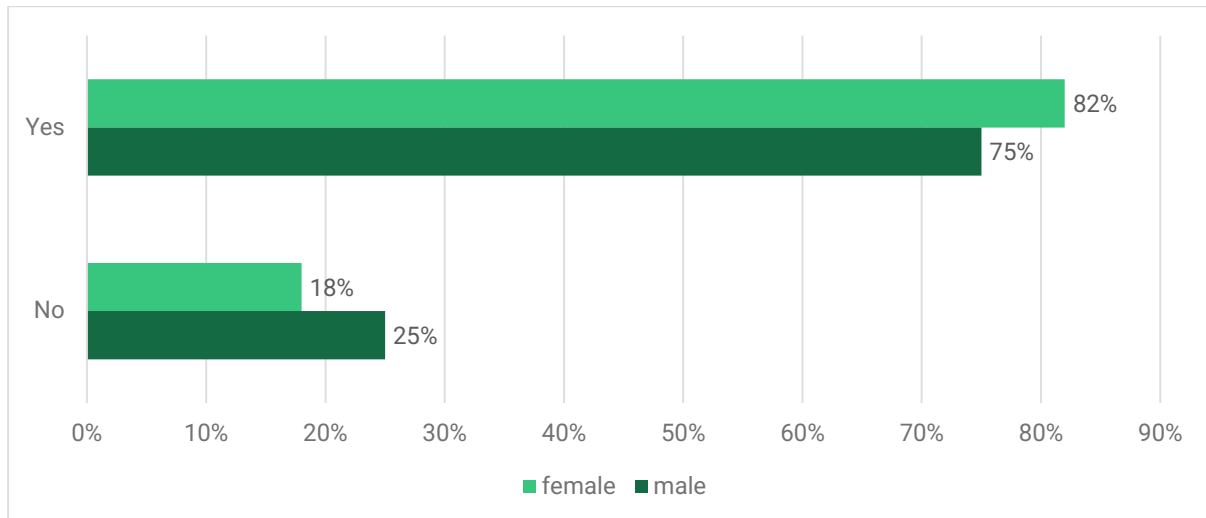
Number of respondents: 22777



	Female		Male		Total
	n	Percent	n	Percent	
Yes, further comments?	507	2,5%	43	3,1%	550
No	20108	97,5%	1347	96,9%	21455
Total	20615		1390		22005

## Were you subjected to sexual violence as a child on more than one occasion?

Number of respondents: 23063



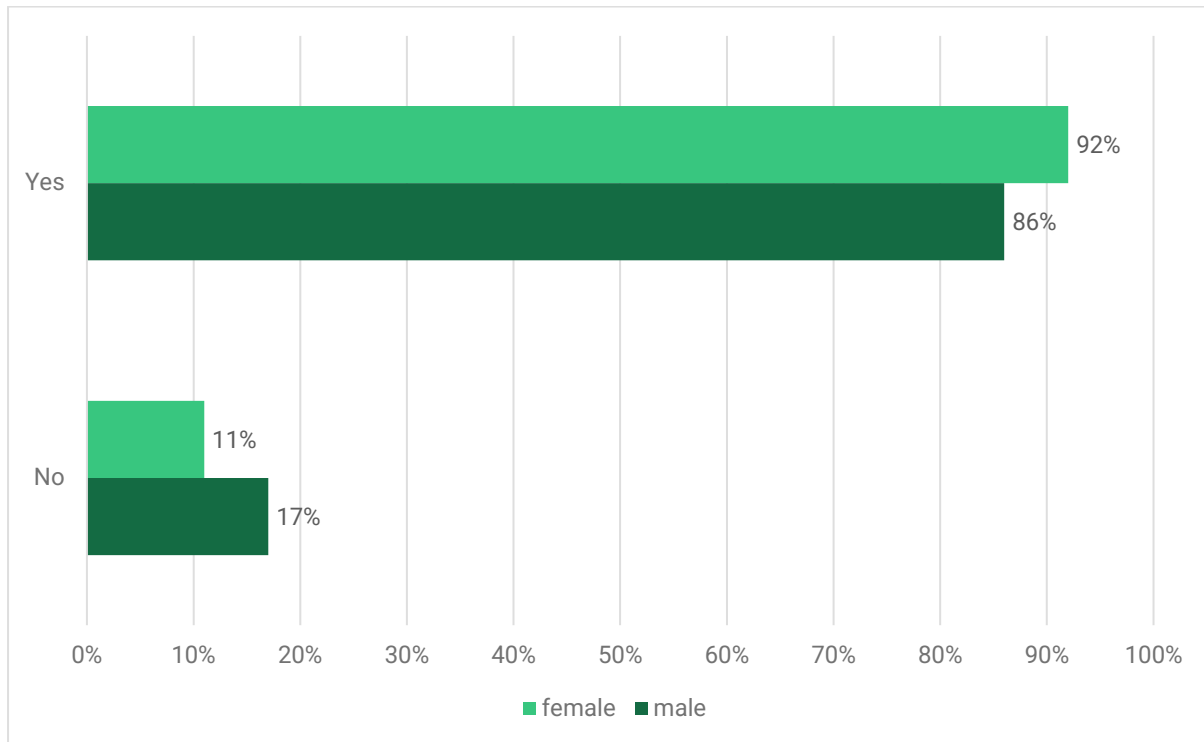
	Female		Male		Total
	n	Percent	n	Percent	
Yes	17055	81,7%	1070	75,5%	18125
No	3810	18,3%	348	24,5%	4158
Total	20865		1418		22283



## Perpetrators

### Was/were the perpetrator(s) someone you knew from before?

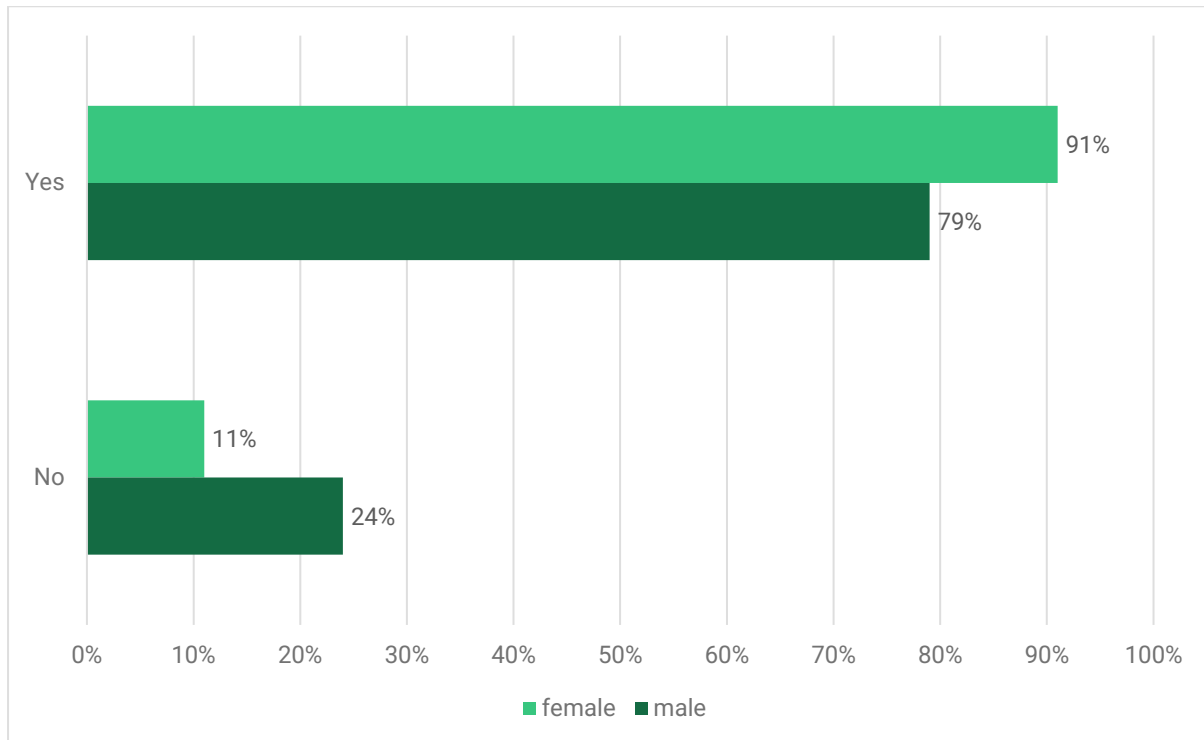
Number of respondents: 23038, selected answers: 23732



	Female		Male		Total
	n	Percent	n	Percent	
Yes	19066	91,5%	1213	85,8%	20279
No	2366	11,4%	241	17,0%	2607
Total	21432		1454		22886

## Was/were the perpetrator(s) someone within your or your family's circle of trust?

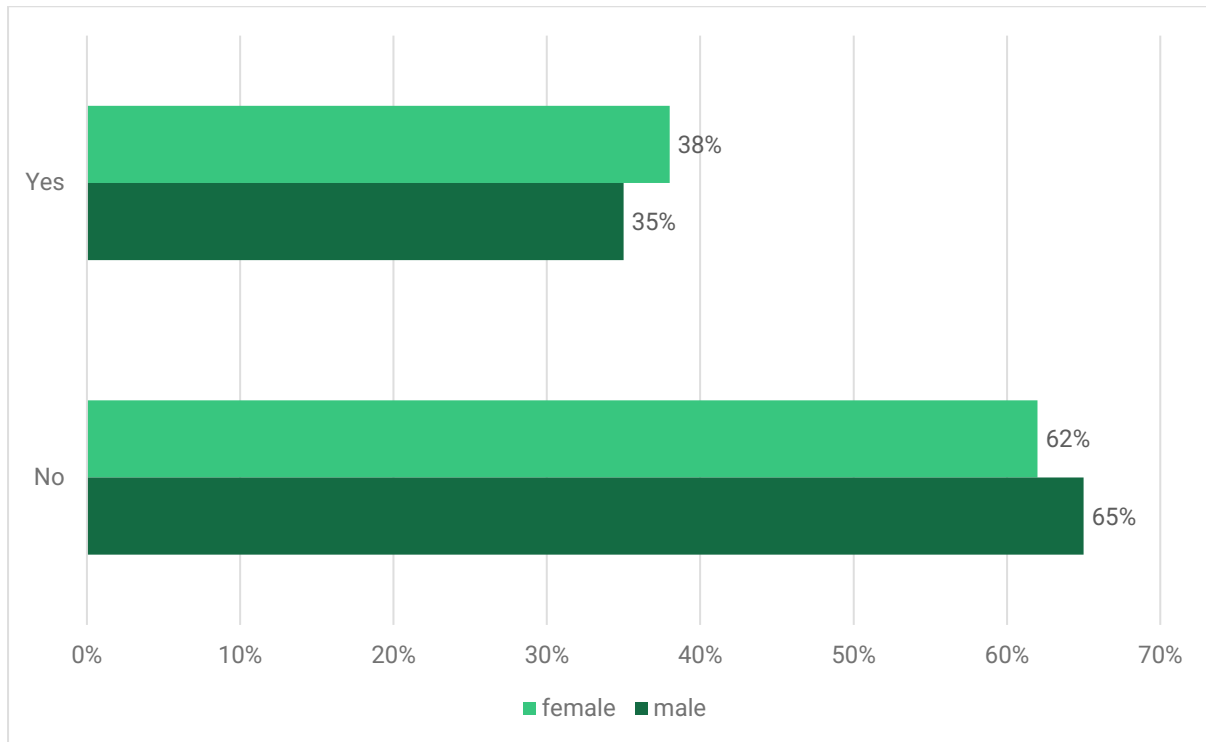
Number of respondents: 20810, selected answers: 21302



	Female		Male		Total
	n	Percent	n	Percent	
Yes	17260	91,2%	943	78,5%	18203
No	2089	11,0%	285	23,7%	2374
Total	19349		1228		20577

## Did it involve more than one perpetrator?

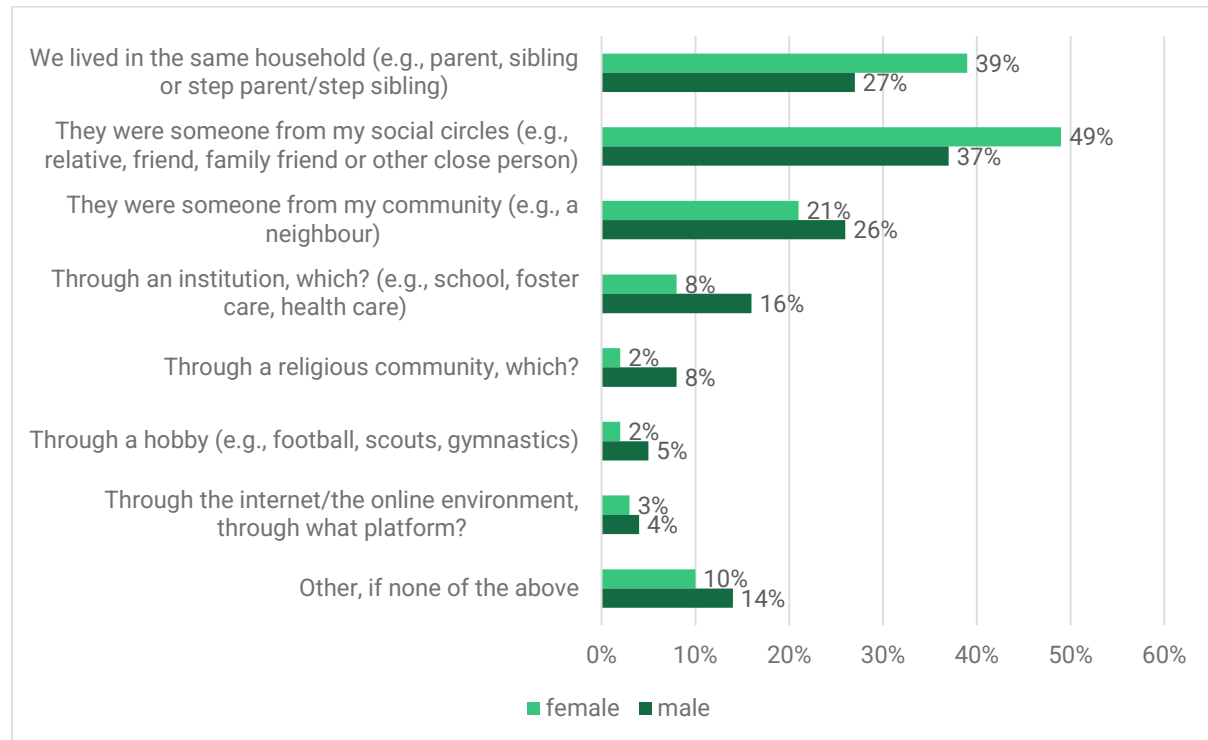
Number of respondents: 23001



	Female		Male		Total
	n	Percent	n	Percent	
Yes	7845	37,7%	501	35,5%	8346
No	12971	62,3%	911	64,5%	13882
Total	20816		1412		22228

## How did you know the perpetrator(s)? Or, if you did not know the perpetrator(s) from before, how did you come into contact?

Number of respondents: 22941, selected answers: 30795

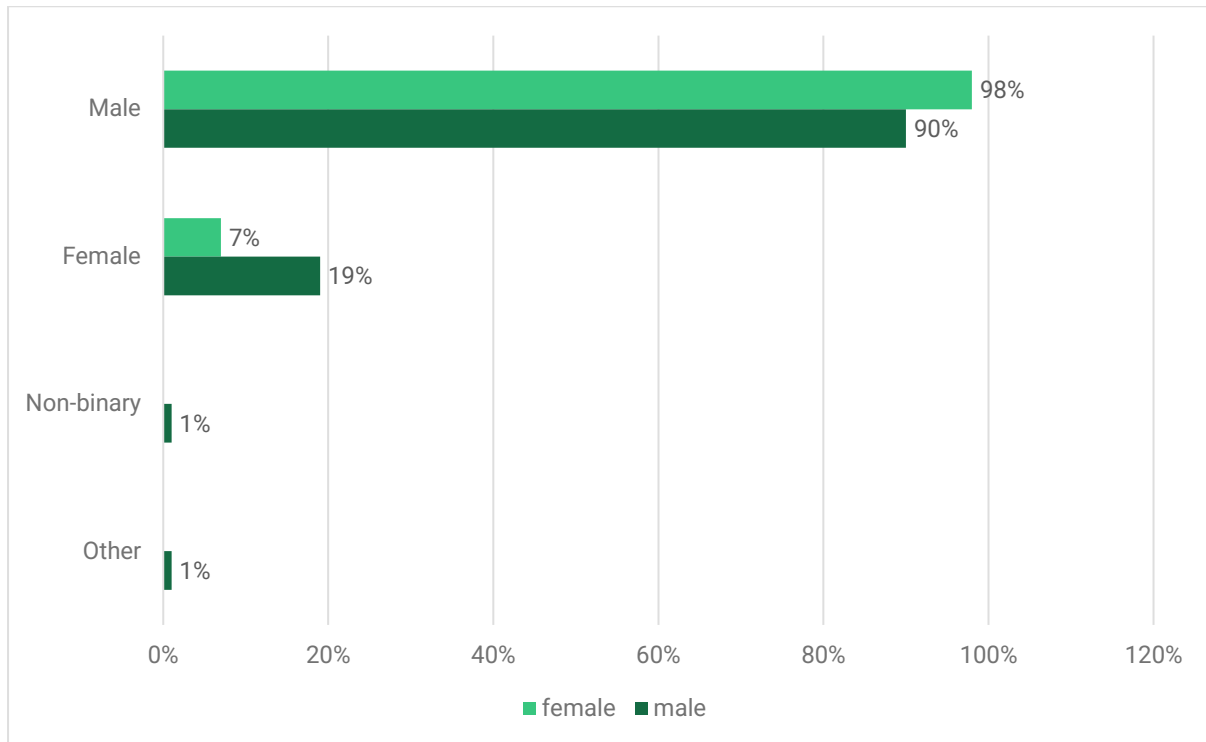


	Female		Male		Total
	n	Percent	n	Percent	
We lived in the same household (e.g., parent, sibling or step parent/step sibling)	8015	38,6%	377	26,7%	8392
They were someone from my social circles (e.g., relative, friend, family friend or other close person)	10213	49,2%	525	37,2%	10738
They were someone from my community (e.g., a neighbour)	4333	20,9%	363	25,7%	4696
Through an institution, which? (e.g., school, foster care, health care)	1573	7,6%	233	16,5%	1806
Through a religious community, which?	416	2,0%	116	8,2%	532
Through a hobby (e.g., football, scouts, gymnastics)	407	2,0%	72	5,1%	479
Through the internet/the online environment, through what platform?	628	3,0%	55	3,9%	683
Other, if none of the above	2037	9,8%	192	13,6%	2229
Total	27622		1933		29555



## What gender was/were the perpetrator(s)?

Number of respondents: 23142, selected answers: 24497

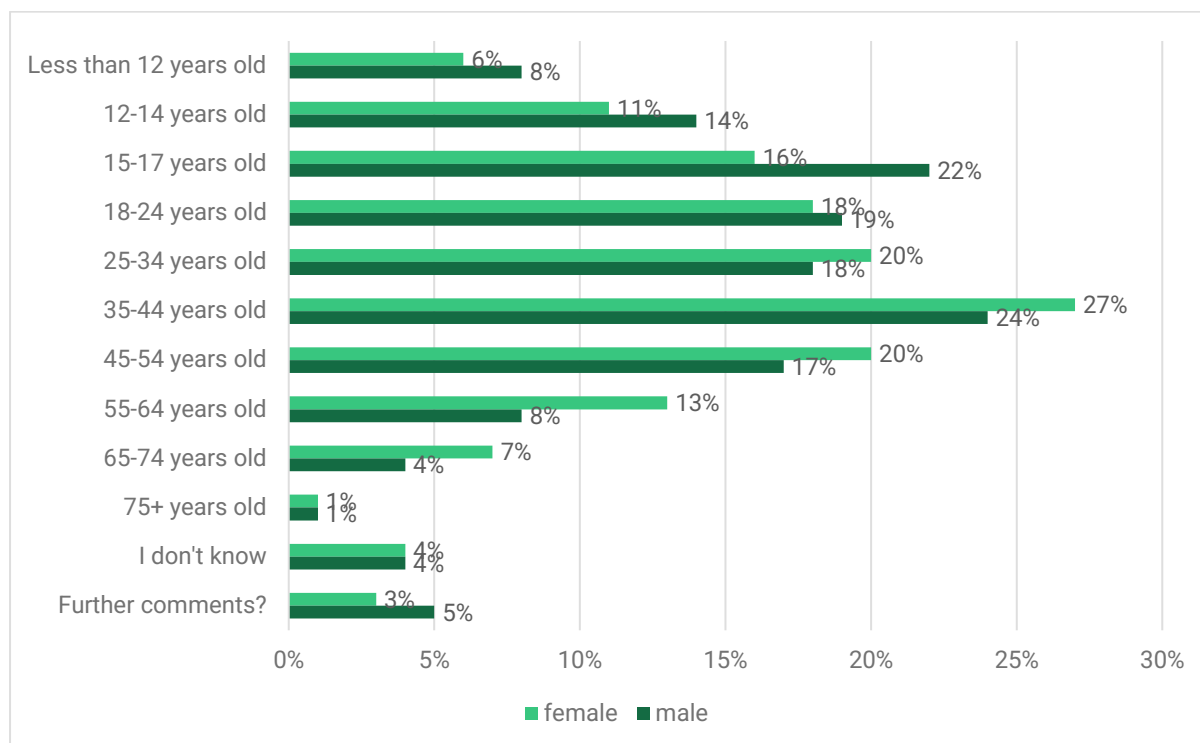


	Female		Male		
	n	Percent	n	Percent	Total
Male	20510	97,9%	1274	89,8%	21784
Female	1473	7,0%	274	19,3%	1747
Non-binary	14	0,1%	10	0,7%	24
Other	25	0,1%	8	0,6%	33
Total	22022		1566		23588

## Perpetrator Age

To the best of your knowledge, how old was/were the perpetrator(s) at the time of the sexual violence?

Number of respondents: 23157, selected answers: 34236



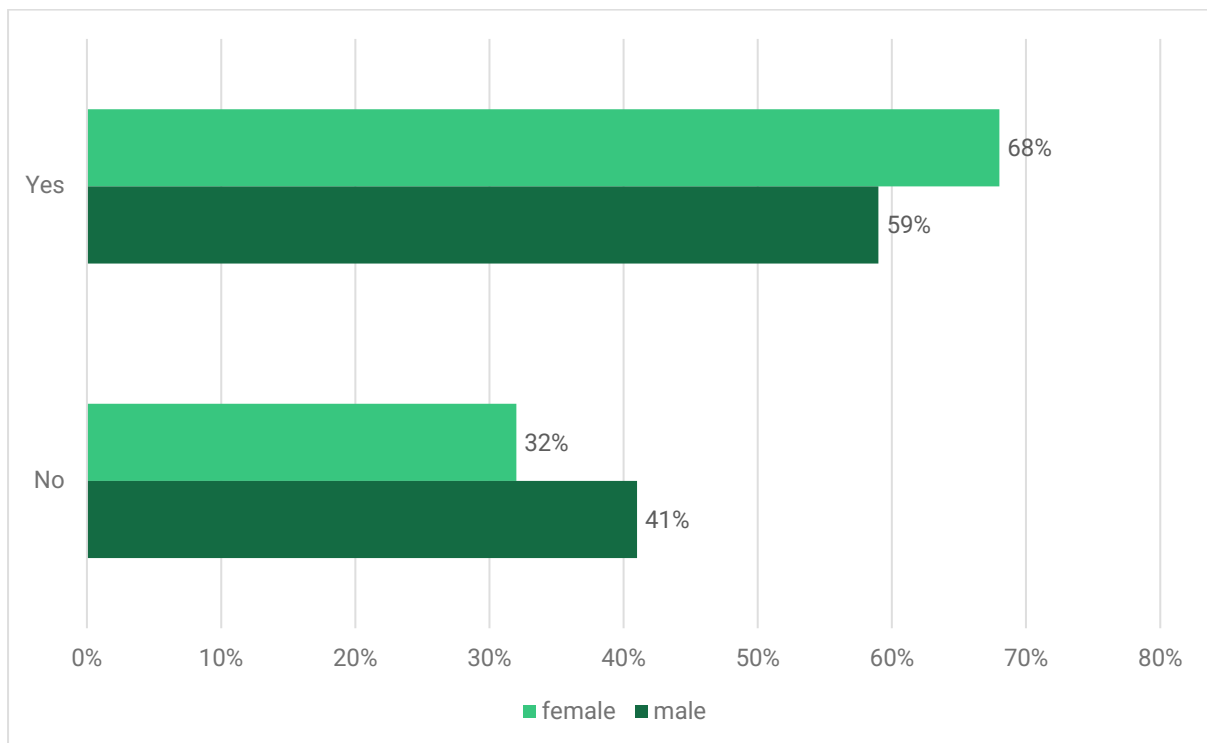
	Female		Male		Total
	n	Percent	n	Percent	
Less than 12 years old	1252	6,0%	114	8,0%	1366
12-14 years old	2206	10,5%	203	14,2%	2409
15-17 years old	3372	16,1%	307	21,5%	3679
18-24 years old	3754	17,9%	270	18,9%	4024
25-34 years old	4273	20,4%	258	18,1%	4531
35-44 years old	5662	27,0%	337	23,6%	5999
45-54 years old	4169	19,9%	238	16,7%	4407
55-64 years old	2824	13,5%	117	8,2%	2941
65-74 years old	1515	7,2%	50	3,5%	1565
75+ years old	298	1,4%	17	1,2%	315
I don't know	748	3,6%	56	3,9%	804
Further comments?	640	3,1%	69	4,8%	709
Total	30713		2036		32749

## 2. Disclosure

### Disclosure Time

**Have you disclosed the sexual violence you were subjected to as a child to someone?**

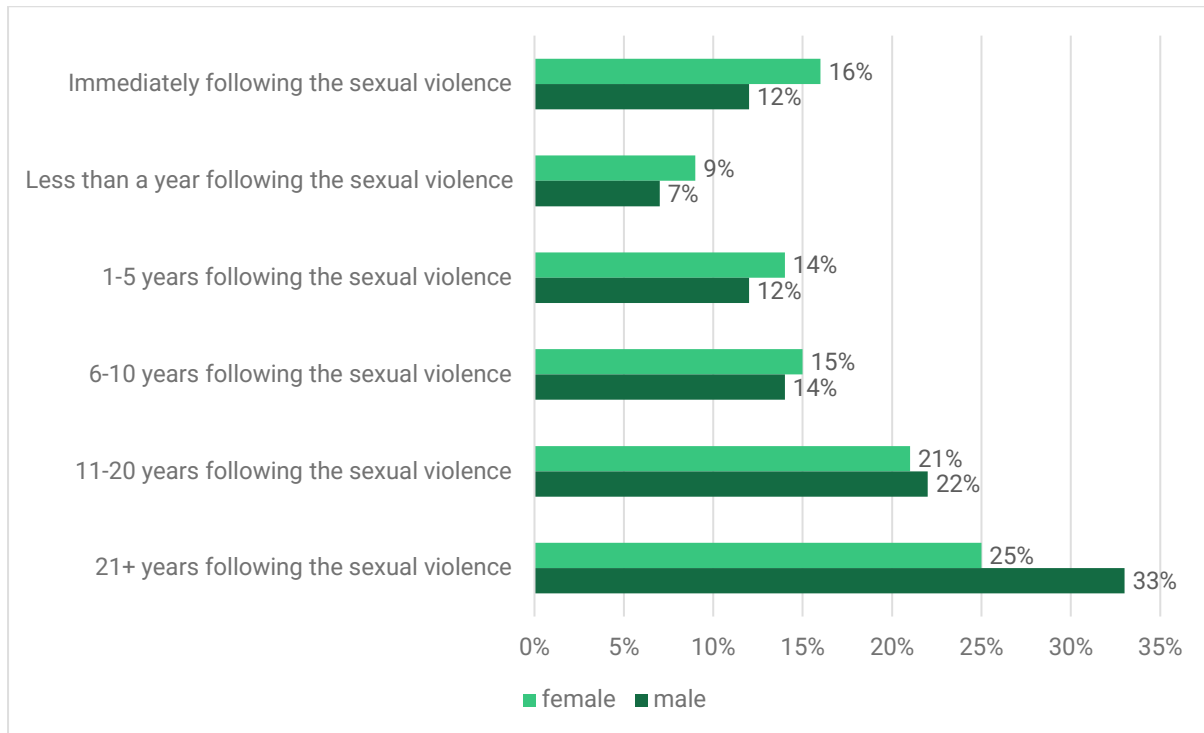
Number of respondents: 23184



	Female		Male		Total
	n	Percent	n	Percent	
Yes	14218	67,8%	847	59,5%	15065
No	6755	32,2%	577	40,5%	7332
Total	20973		1424		22397

## When did you first disclose the sexual violence?

Number of respondents: 15530



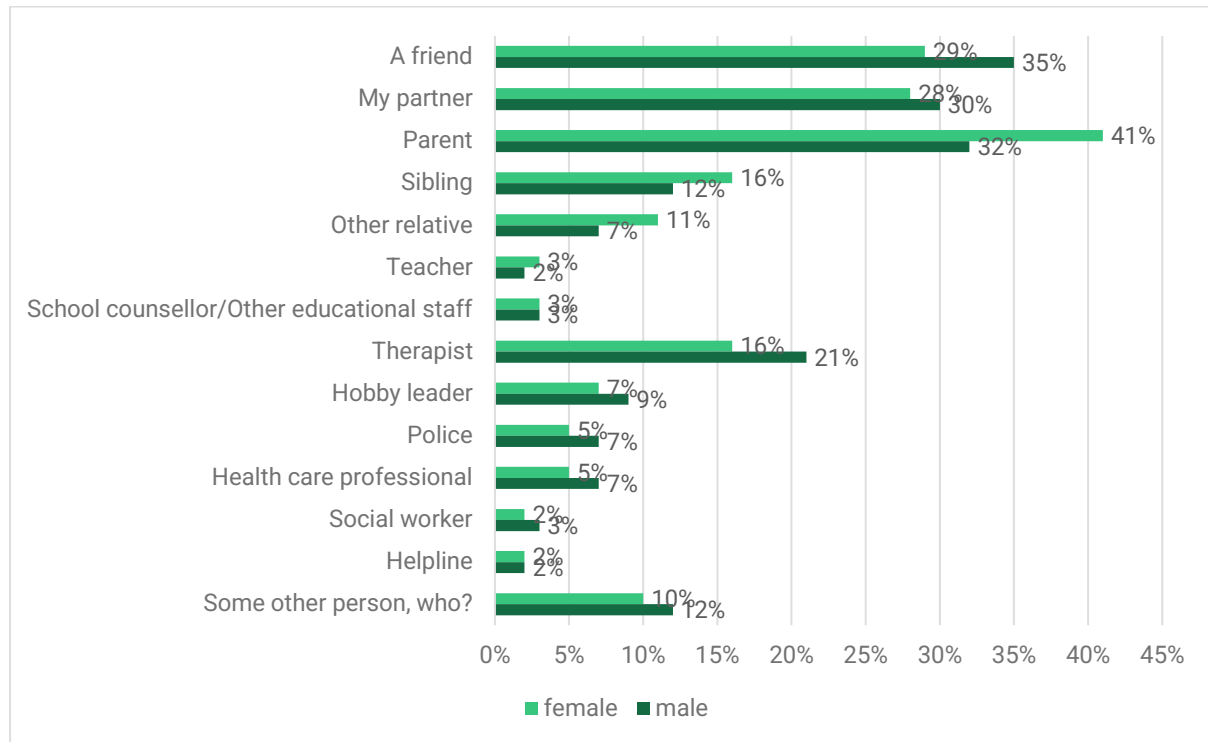
	Female		Male		Total
	n	Percent	n	Percent	
Immediately following the sexual violence	2274	16,1%	102	12,1%	2376
Less than a year following the sexual violence	1299	9,2%	59	7,0%	1358
1-5 years following the sexual violence	1960	13,9%	102	12,1%	2062
6-10 years following the sexual violence	2105	14,9%	114	13,5%	2219
11-20 years following the sexual violence	3006	21,3%	189	22,3%	3195
21+ years following the sexual violence	3469	24,6%	279	33,0%	3748
Total	14113		845		14958



## Recipients of Disclosure

### To whom did you disclose?

Number of respondents: 13574, selected answers: 24144

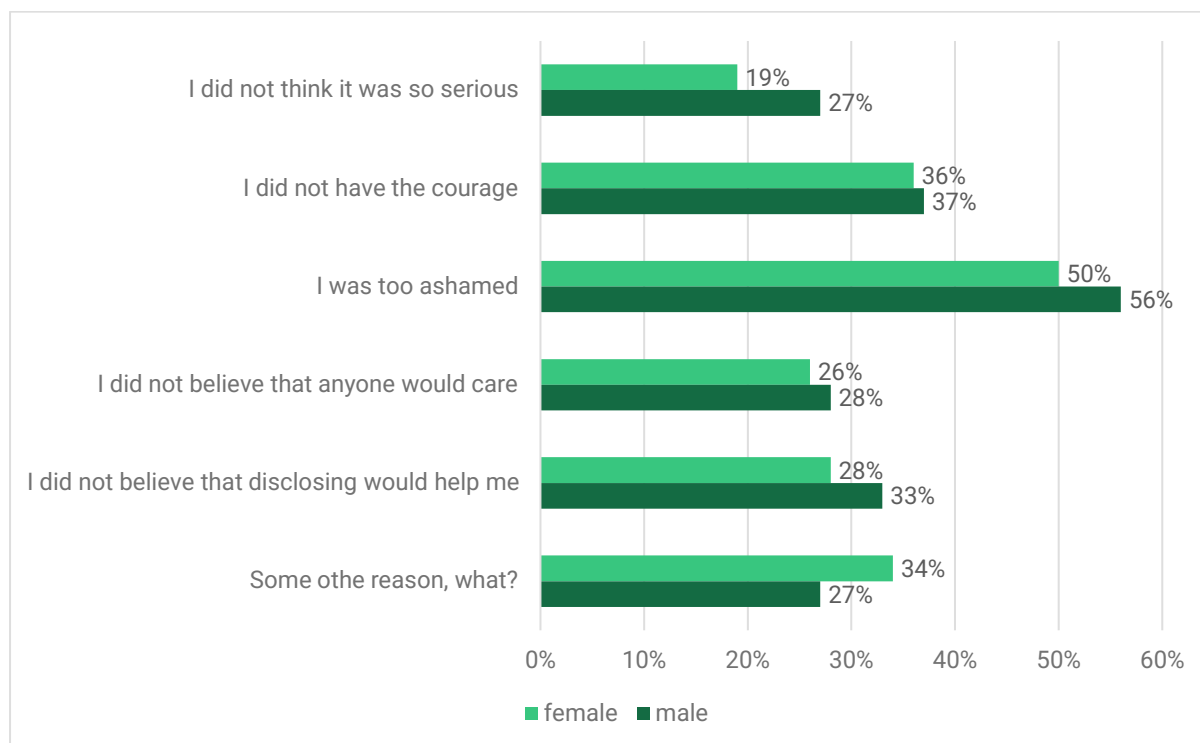


	Female		Male		Total
	n	Percent	n	Percent	
A friend	3582	29,0%	249	34,8%	3831
My partner	3405	27,5%	212	29,6%	3617
Parent	5080	41,1%	226	31,6%	5306
Sibling	1935	15,6%	85	11,9%	2020
Other relative	1383	11,2%	51	7,1%	1434
Teacher	350	2,8%	16	2,2%	366
School counsellor/Other educational staff	324	2,6%	23	3,2%	347
Therapist	1924	15,6%	148	20,7%	2072
Hobby leader	881	7,1%	62	8,7%	943
Police	602	4,9%	53	7,4%	655
Health care professional	635	5,1%	53	7,4%	688
Social worker	294	2,4%	23	3,2%	317
Helpline	188	1,5%	17	2,4%	205
Some other person, who?	1249	10,1%	88	12,3%	1337
Total	21832		1306		23138

## Barriers to Disclosure

**Which of the following options best describes the barriers for your disclosure immediately following the sexual violence?**

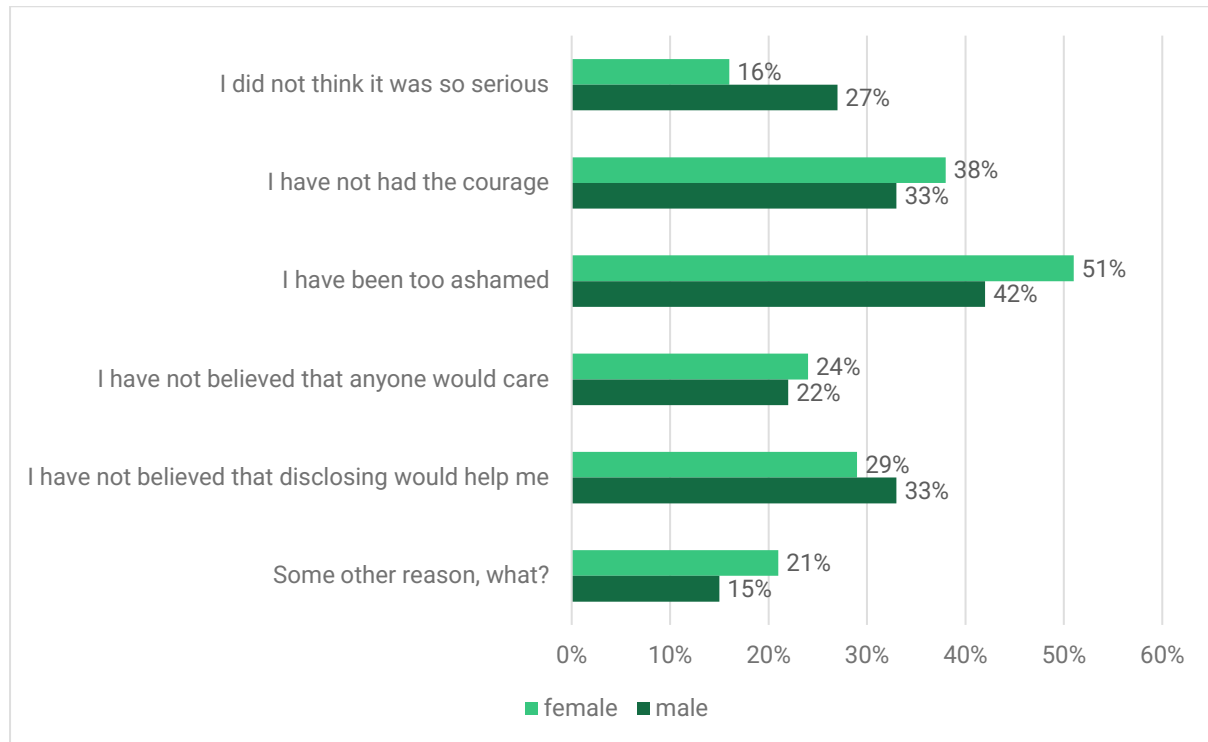
Number of respondents: 12933, selected answers: 25244



	Female		Male		Total
	n	Percent	n	Percent	
I did not think it was so serious	2218	18,9%	198	26,9%	2416
I did not have the courage	4194	35,8%	270	36,6%	4464
I was too ashamed	5868	50,1%	412	55,9%	6280
I did not believe that anyone would care	3053	26,1%	206	28,0%	3259
I did not believe that disclosing would help me	3267	27,9%	241	32,7%	3508
Some other reason, what?	3928	33,5%	198	26,9%	4126
Total	22528		1525		24053

## How would you describe the barriers for disclosure?

Number of respondents: 7557, selected answers: 13601

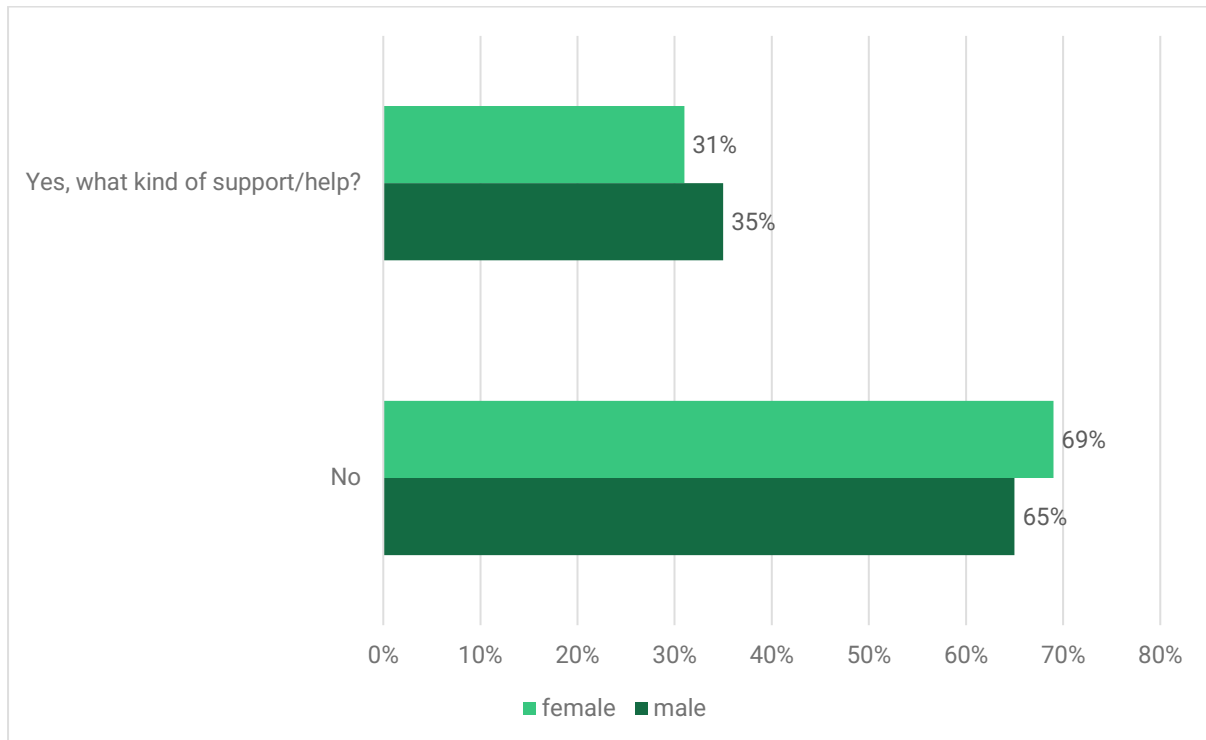


	Female		Male		Total
	n	Percent	n	Percent	
I did not think it was so serious	1112	16,4%	154	26,7%	1266
I have not had the courage	2595	38,3%	193	33,4%	2788
I have been too ashamed	3456	51,1%	243	42,1%	3699
I have not believed that anyone would care	1642	24,3%	127	22,0%	1769
I have not believed that disclosing would help me	1930	28,5%	191	33,1%	2121
Some other reason, what?	1429	21,1%	86	14,9%	1515
Total	12164		994		13158

## After Disclosure

### Did your disclosure lead to you receiving support/help?

Number of respondents: 15164

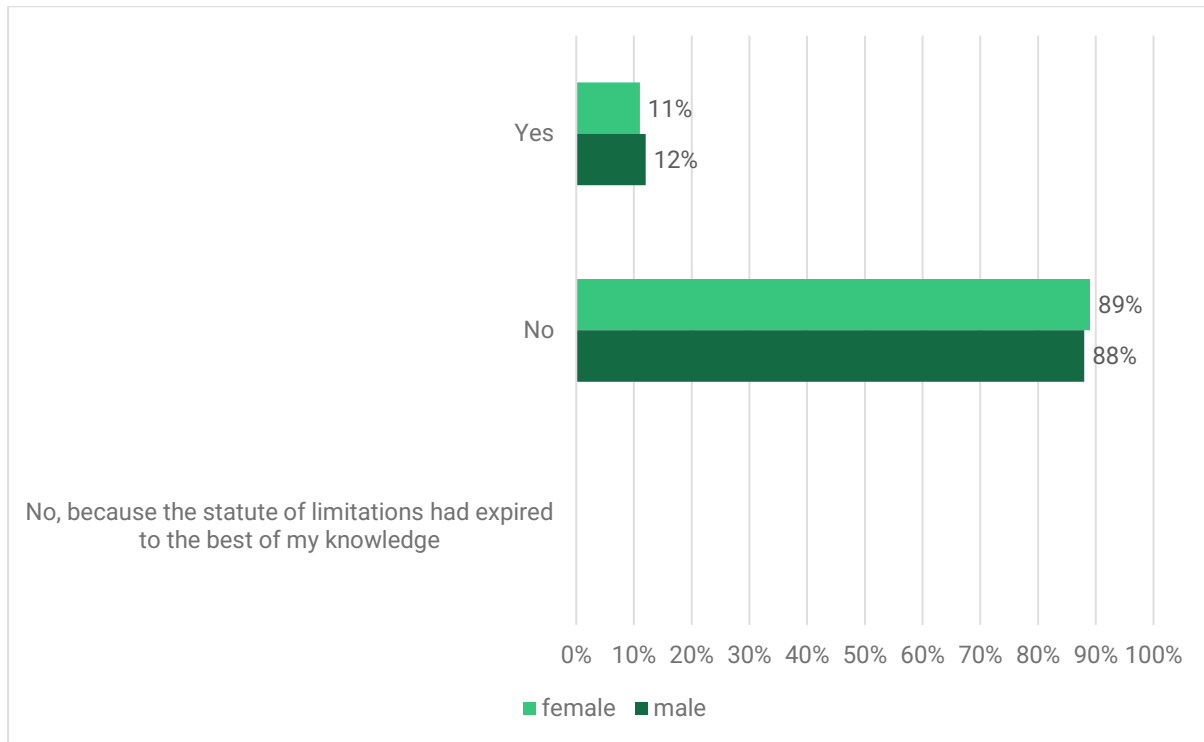


	Female		Male		Total
	n	Percent	n	Percent	
Yes, what kind of support/help?	4240	30,8%	290	35,1%	4530
No	9544	69,2%	537	64,9%	10081
Total	13784		827		14611



## Did your disclosure lead to a police investigation?

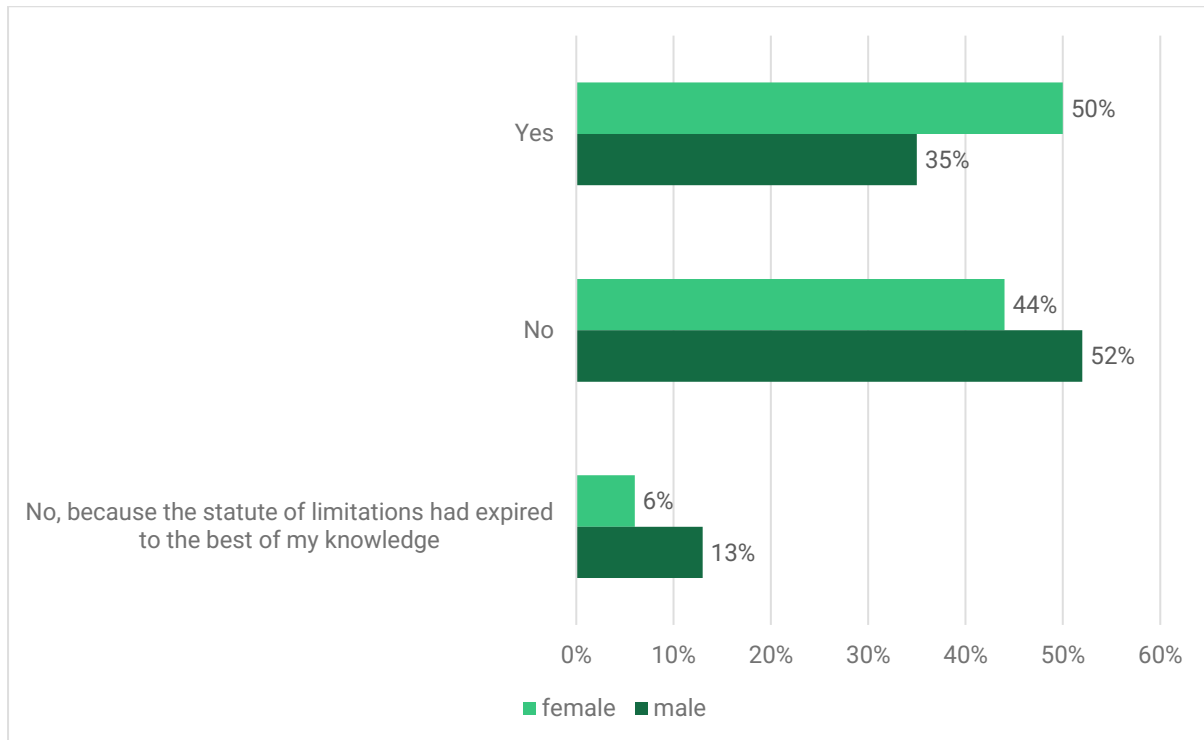
Number of respondents: 12895



	Female		Male		Total
	n	Percent	n	Percent	
Yes	1284	10,9%	81	12,2%	1365
No	10491	89,1%	582	87,8%	11073
No, because the statute of limitations had expired to the best of my knowledge	0	0,0%	0	0,0%	0
Total	11775		663		12438

## Did your disclosure lead to prosecution/sentence?

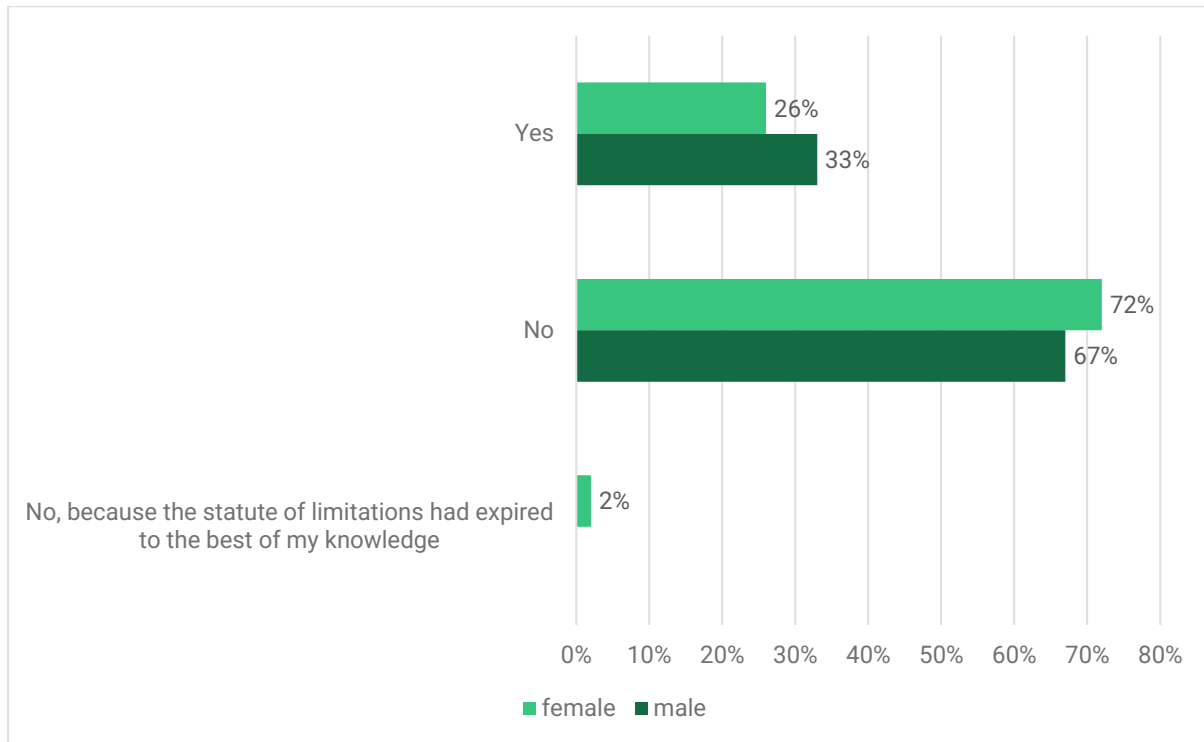
Number of respondents: 1402



	Female		Male		Total
	n	Percent	n	Percent	
Yes	628	49,8%	28	35,0%	656
No	561	44,5%	42	52,5%	603
No, because the statute of limitations had expired to the best of my knowledge	72	5,7%	10	12,5%	82
Total	1261		80		1341

## Did you receive compensation?

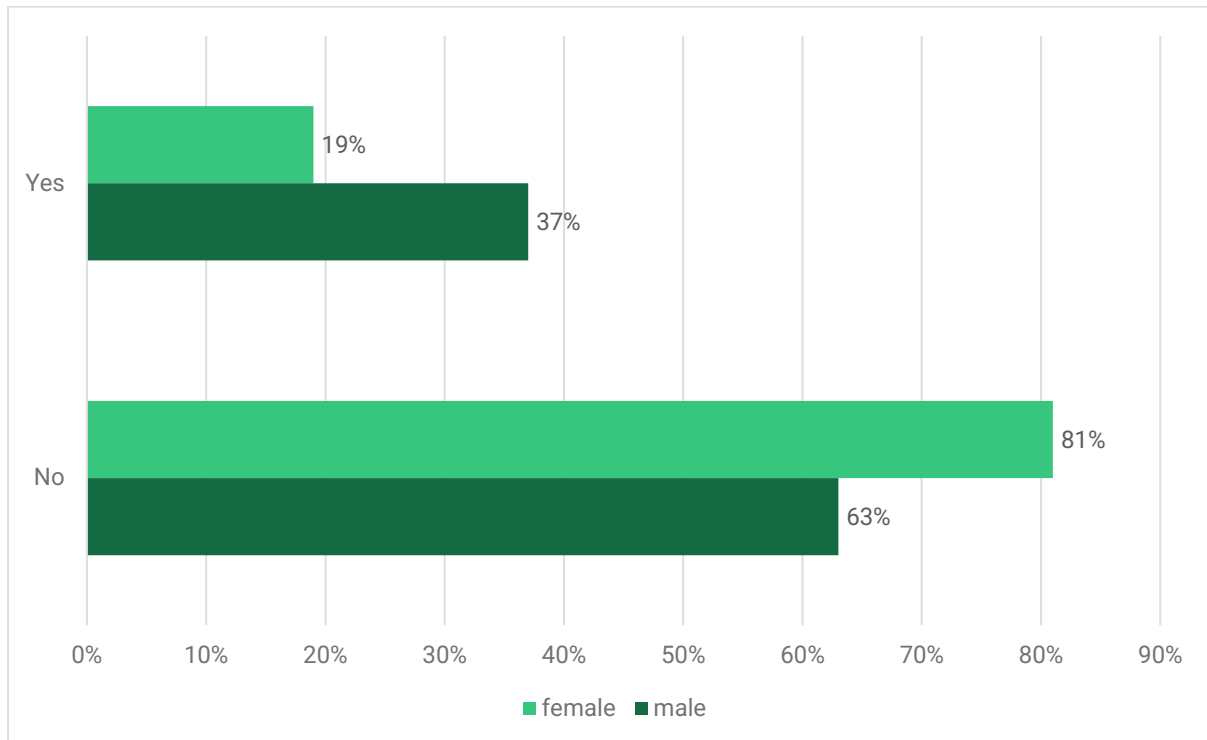
Number of respondents: 679



	Female		Male		Total
	n	Percent	n	Percent	
Yes	167	26,4%	9	33,3%	176
No	453	71,6%	18	66,7%	471
No, because the statute of limitations had expired to the best of my knowledge	13	2,0%	0	0,0%	13
Total	633		27		660

**Do you find that the compensation was sufficient for covering the necessary support/care for your recovery (e.g. therapy related costs)?**

Number of respondents: 181

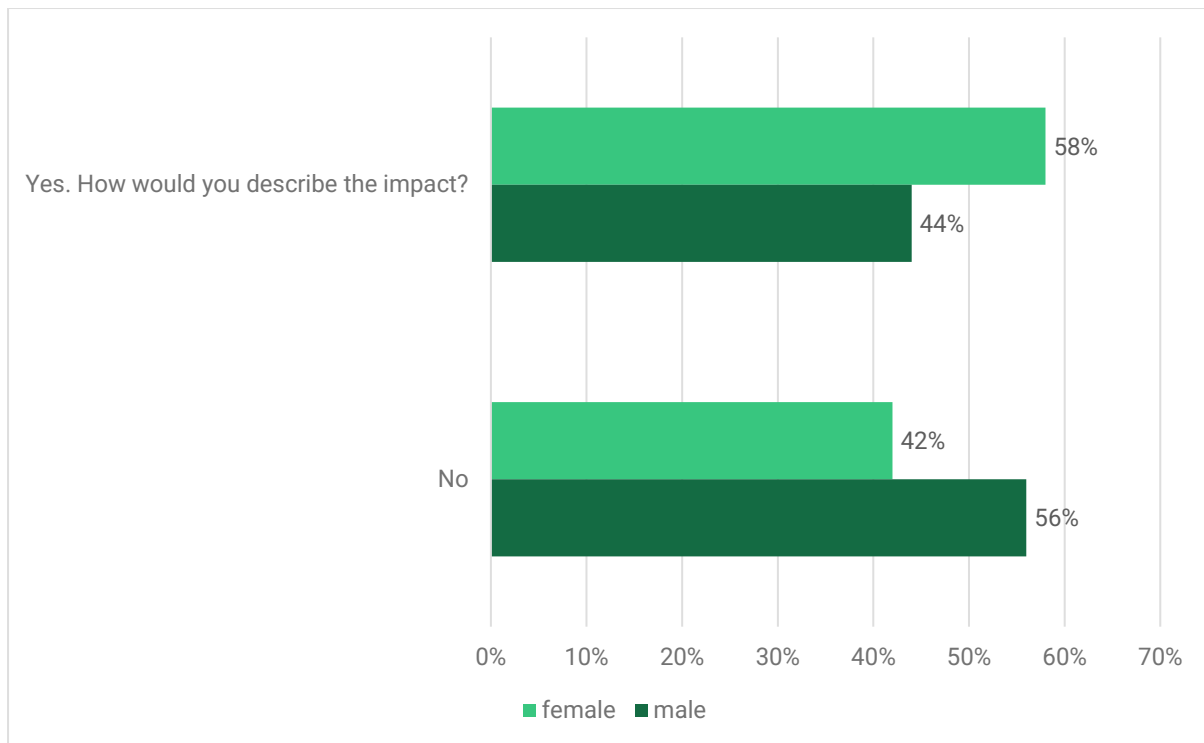


	Female		Male		Total
	n	Percent	n	Percent	
Yes	31	18,6%	3	37,5%	34
No	136	81,4%	5	62,5%	141
Total	167		8		175



## Has the non-disclosure impacted your healing process?

Number of respondents: 6991



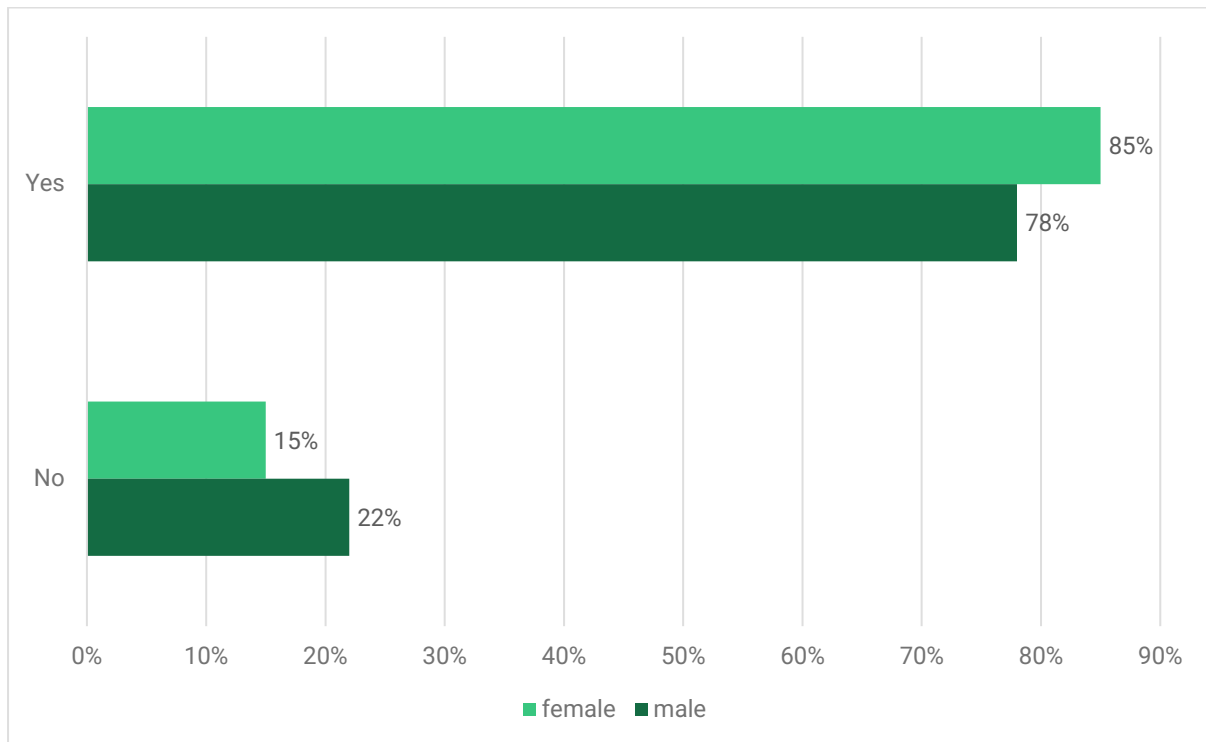
	Female		Male		Total
	n	Percent	n	Percent	
Yes. How would you describe the impact?	3650	58,4%	238	44,1%	3888
No	2599	41,6%	302	55,9%	2901
Total	6249		540		6789

### 3. Long-Term Consequences

#### Consequences

**Has the sexual violence you were subjected to as a child led to long-term consequences?**

Number of respondents: 23008

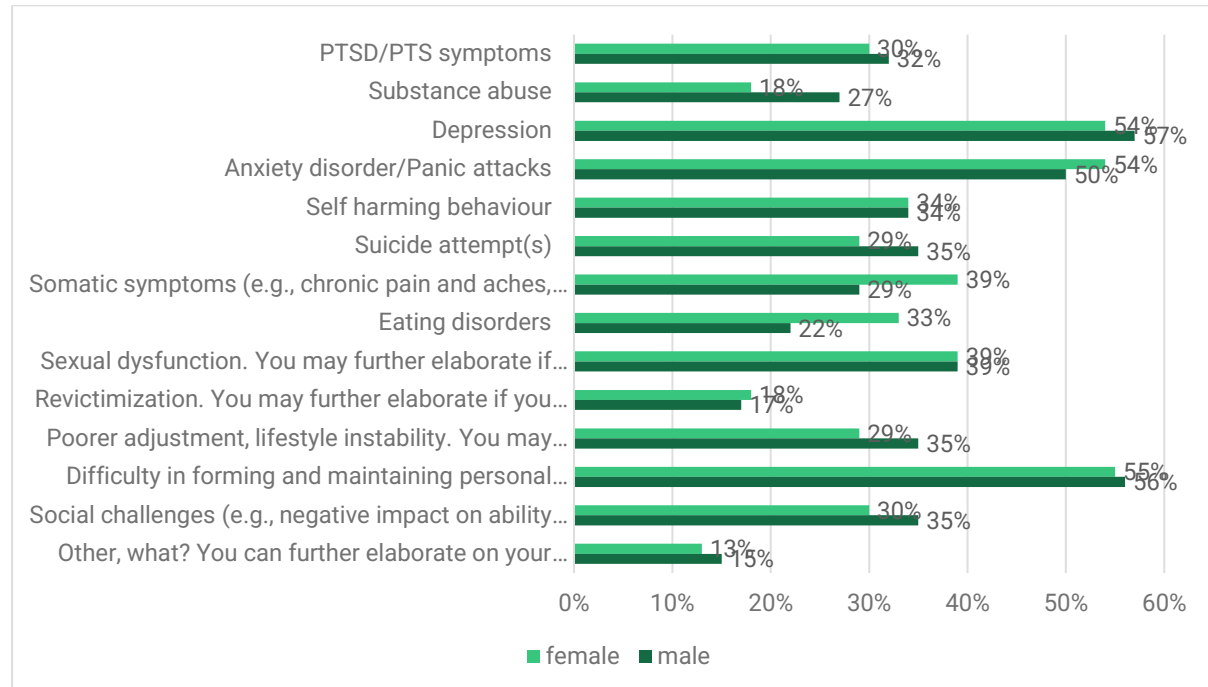


	Female		Male		
	n	Percent	n	Percent	Total
Yes	17681	85,0%	1113	78,4%	18794
No	3127	15,0%	306	21,6%	3433
Total	20808		1419		22227

## Types of Impact

### Which of the following describe them the best?

Number of respondents: 19184, selected answers: 92495



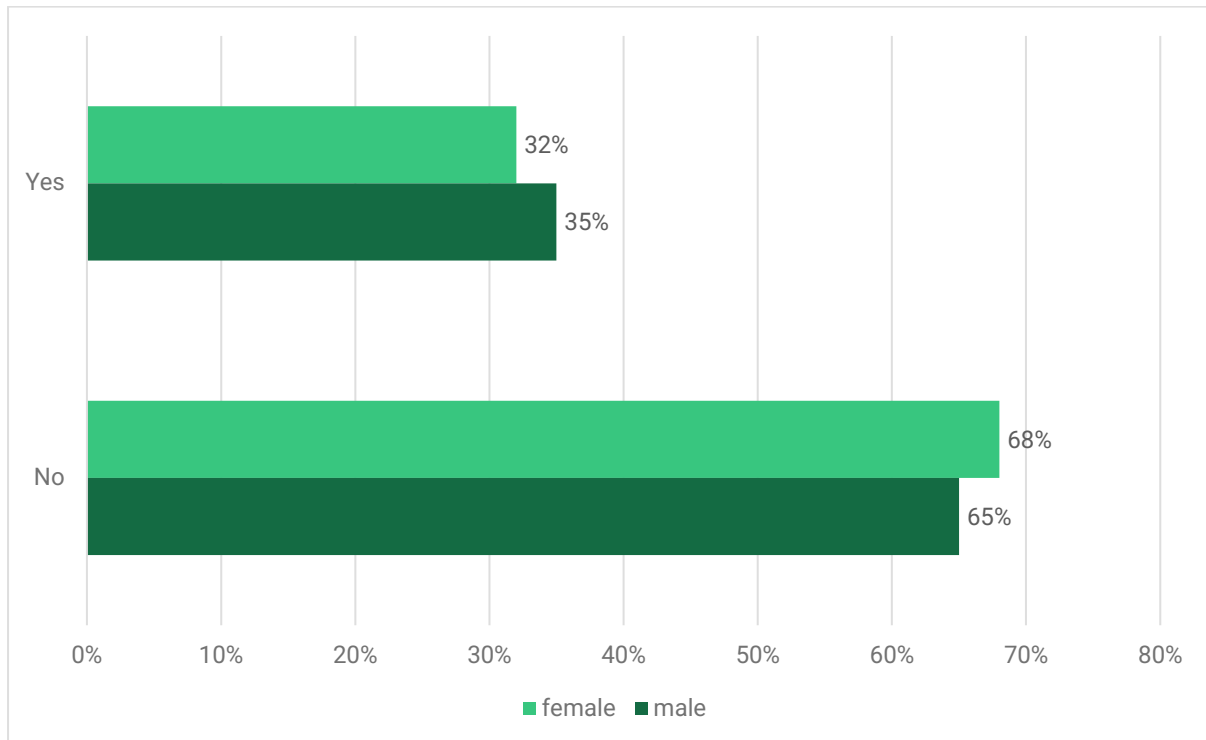
	Female		Male		Total
	n	Percent	n	Percent	
PTSD/PTS symptoms	5221	30,0%	355	32,4%	5576
Substance abuse	3193	18,3%	298	27,2%	3491
Depression	9458	54,3%	626	57,1%	10084
Anxiety disorder/Panic attacks	9355	53,7%	545	49,7%	9900
Self harming behaviour	5932	34,1%	376	34,3%	6308
Suicide attempt(s)	5018	28,8%	383	34,9%	5401
Somatic symptoms (e.g., chronic pain and aches, insomnia, frequent and severe headaches or stomach aches). You may further elaborate if you wish	6778	38,9%	322	29,4%	7100
Eating disorders	5685	32,6%	243	22,2%	5928
Sexual dysfunction. You may further elaborate if you wish	6716	38,6%	431	39,3%	7147
Revictimization. You may further elaborate if you wish	3219	18,5%	190	17,3%	3409
Poorer adjustment, lifestyle instability. You may further elaborate if you wish	5035	28,9%	388	35,4%	5423
Difficulty in forming and maintaining personal relationships. You may further elaborate if you wish	9550	54,8%	612	55,8%	10162
Social challenges (e.g., negative impact on ability to work or study). You may further elaborate if you wish	5185	29,8%	388	35,4%	5573
Other, what? You can further elaborate on your answer(s)	2345	13,5%	162	14,8%	2507
Total	82690		5319		88009

## 4. Support & Coping

### Access to Support

**Have you received support for coping with the long-term consequences you described above?**

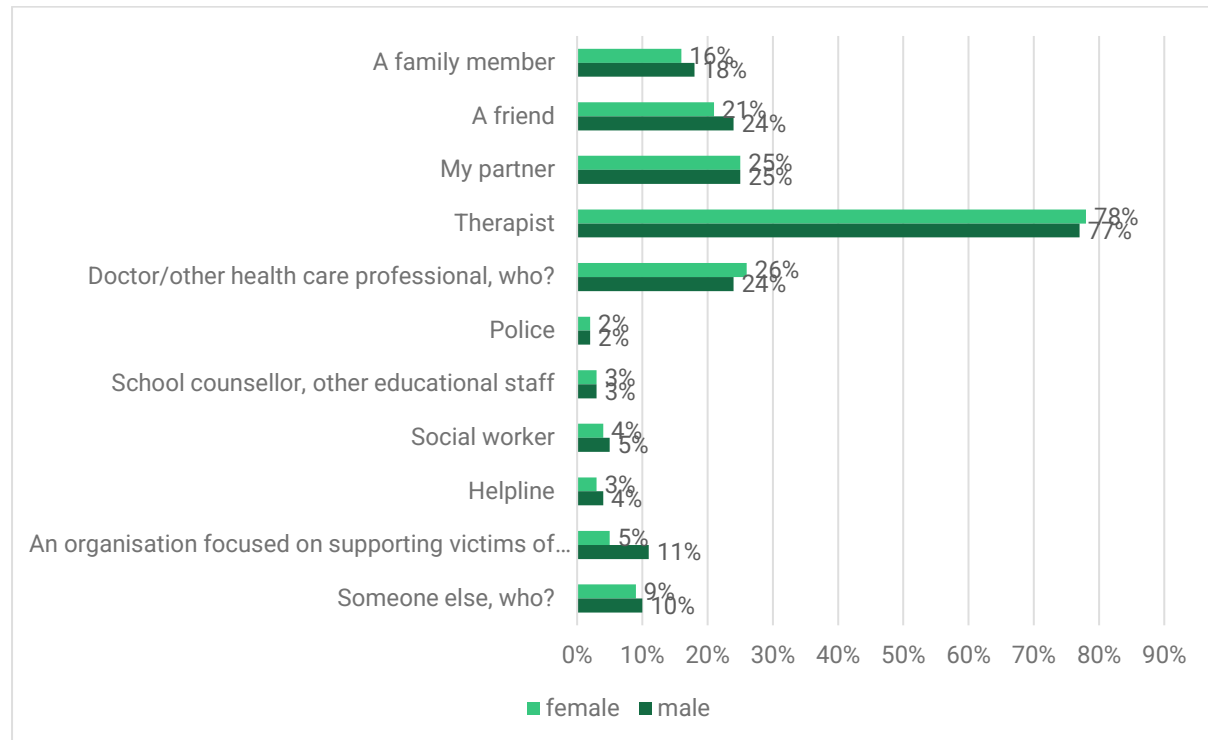
Number of respondents: 18915



	Female		Male		
	n	Percent	n	Percent	Total
Yes	5517	32,2%	374	34,5%	5891
No	11643	67,8%	710	65,5%	12353
Total	17160		1084		18244

## From whom have you received support to cope with these long-term consequences?

Number of respondents: 6169, selected answers: 12071

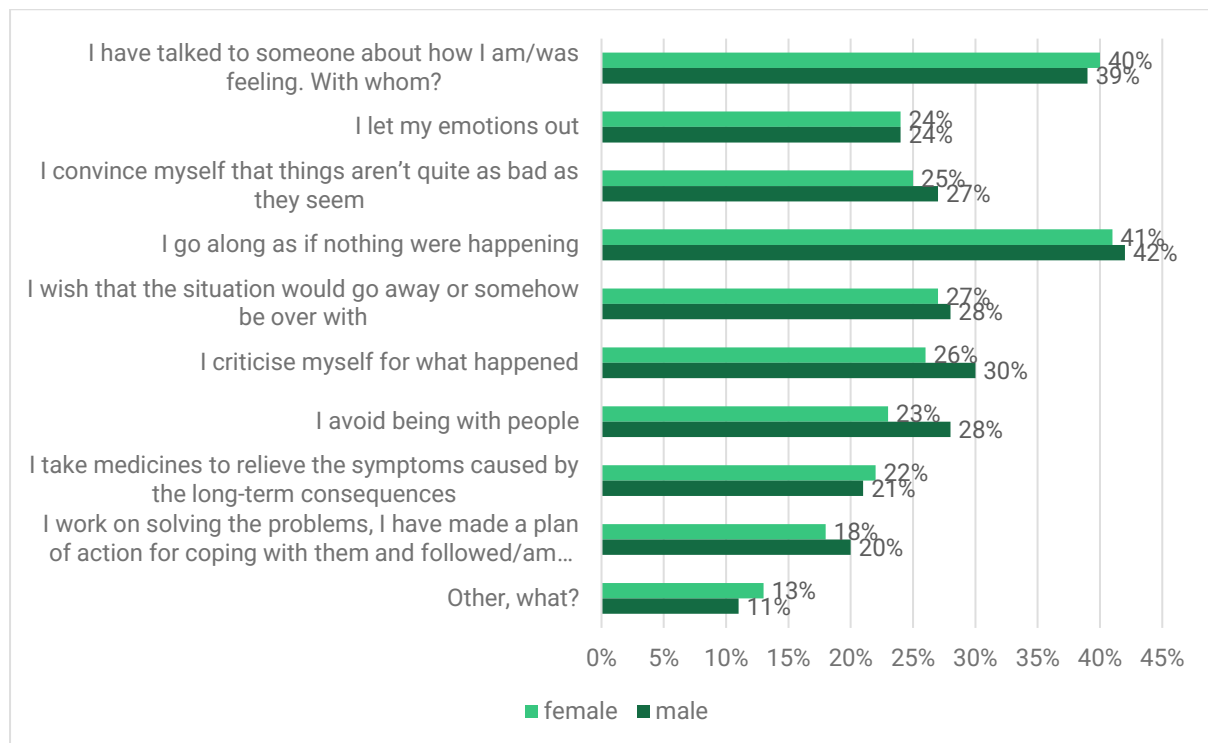


	Female		Male		Total
	n	Percent	n	Percent	
A family member	861	15,7%	68	18,2%	929
A friend	1159	21,1%	89	23,9%	1248
My partner	1386	25,2%	95	25,5%	1481
Therapist	4282	77,8%	288	77,2%	4570
Doctor/other health care professional, who?	1456	26,5%	91	24,4%	1547
Police	94	1,7%	7	1,9%	101
School counsellor, other educational staff	173	3,1%	11	2,9%	184
Social worker	231	4,2%	17	4,6%	248
Helpline	184	3,3%	15	4,0%	199
An organisation focused on supporting victims of crime	289	5,3%	40	10,7%	329
Someone else, who?	469	8,5%	38	10,2%	507
Total	10584		759		11343

## Coping Strategies

**Which of the following statements best describe some ways that you have used to cope with the long term consequences of the sexual violence you experienced as a child? You may choose several options**

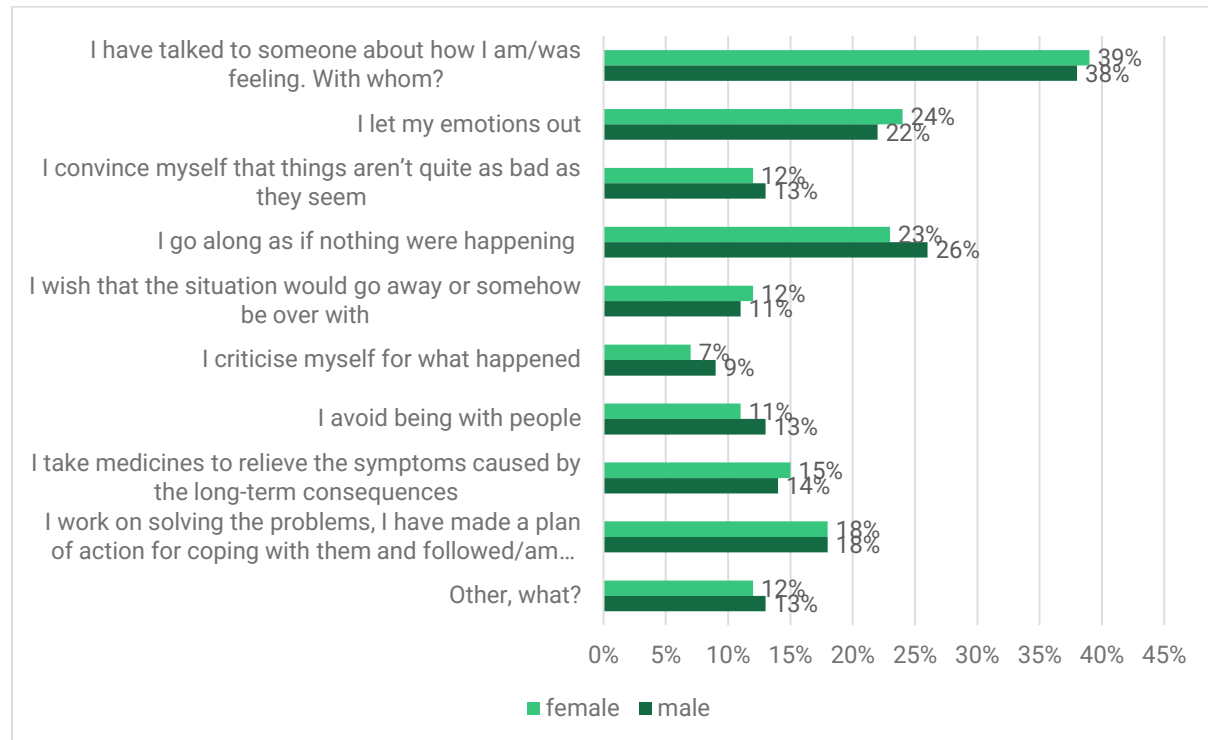
Number of respondents: 18995, selected answers: 49718



	Female		Male		Total
	n	Percent	n	Percent	
I have talked to someone about how I am/was feeling. With whom?	6914	40,1%	425	39,4%	7339
I let my emotions out	4223	24,5%	257	23,8%	4480
I convince myself that things aren't quite as bad as they seem	4229	24,5%	289	26,8%	4518
I go along as if nothing were happening	6990	40,5%	454	42,1%	7444
I wish that the situation would go away or somehow be over with	4581	26,6%	299	27,7%	4880
I criticise myself for what happened	4510	26,1%	327	30,3%	4837
I avoid being with people	4026	23,3%	306	28,4%	4332
I take medicines to relieve the symptoms caused by the long-term consequences	3779	21,9%	229	21,2%	4008
I work on solving the problems, I have made a plan of action for coping with them and followed/am following it	3073	17,8%	213	19,8%	3286
Other, what?	2173	12,6%	122	11,3%	2295
Total	44498		2921		47419

## Which of the statements, if any, do you find have had the most positive impact on your recovery?

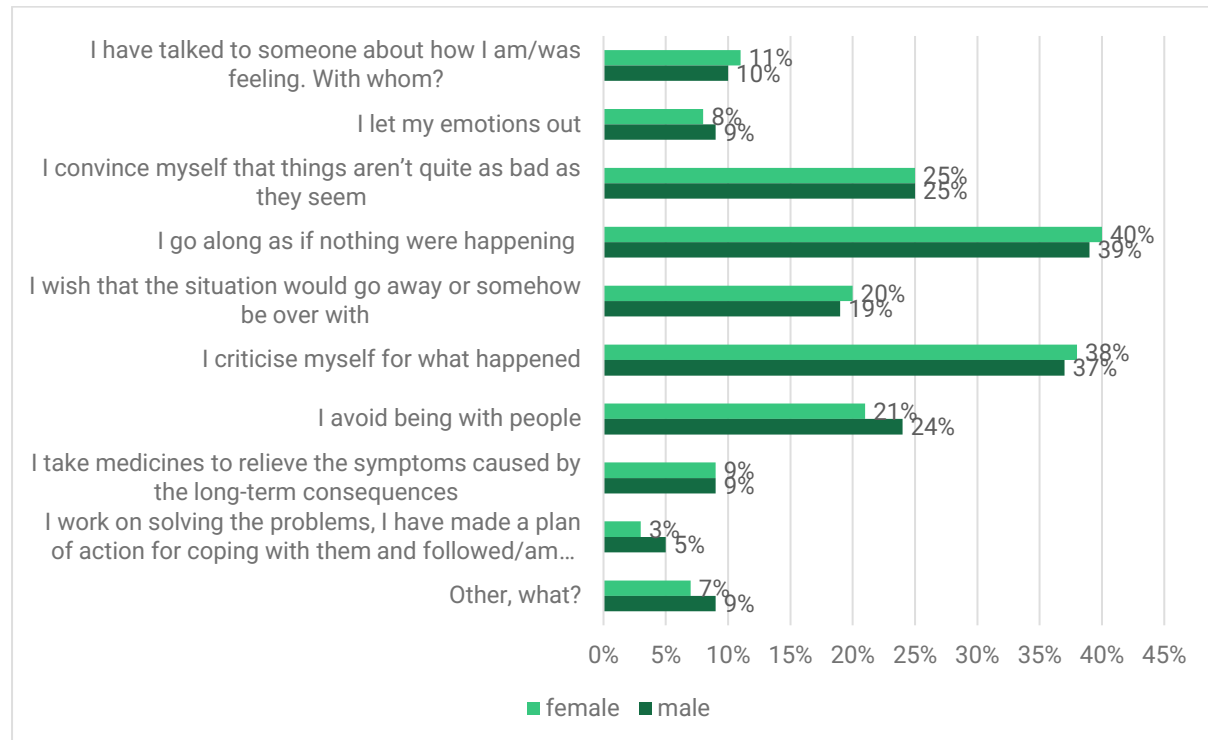
Number of respondents: 17296, selected answers: 30014



	Female		Male		Total
	n	Percent	n	Percent	
I have talked to someone about how I am/was feeling. With whom?	6066	38,6%	378	38,3%	6444
I let my emotions out	3753	23,9%	216	21,9%	3969
I convince myself that things aren't quite as bad as they seem	1892	12,0%	125	12,7%	2017
I go along as if nothing were happening	3687	23,5%	254	25,8%	3941
I wish that the situation would go away or somehow be over with	1830	11,6%	105	10,6%	1935
I criticise myself for what happened	1130	7,2%	87	8,8%	1217
I avoid being with people	1732	11,0%	130	13,2%	1862
I take medicines to relieve the symptoms caused by the long-term consequences	2413	15,3%	137	13,9%	2550
I work on solving the problems, I have made a plan of action for coping with them and followed/am following it	2837	18,0%	178	18,1%	3015
Other, what?	1828	11,6%	126	12,8%	1954
Total	27168		1736		28904

## Which of the statements, if any, do you find have had the most negative impact on your recovery?

Number of respondents: 16057, selected answers: 29690

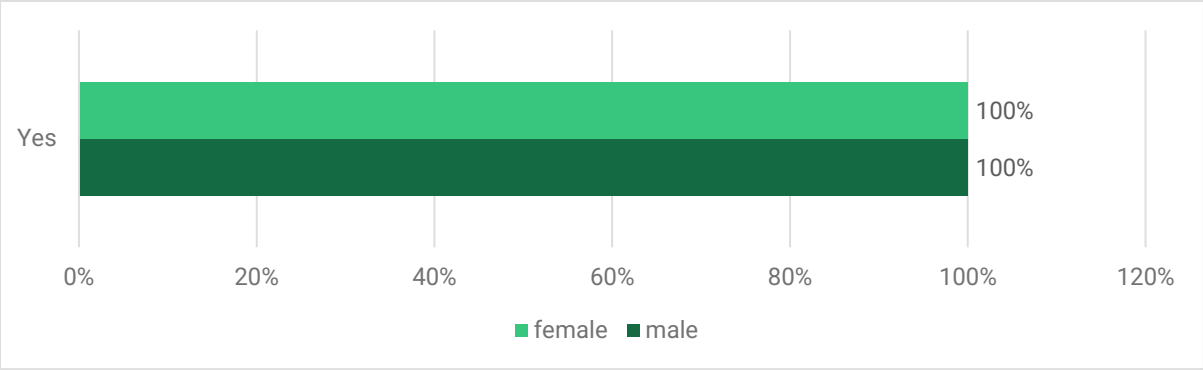


	Female		Male		Total
	n	Percent	n	Percent	
I have talked to someone about how I am/was feeling. With whom?	1623	11,2%	96	10,4%	1719
I let my emotions out	1170	8,0%	86	9,3%	1256
I convince myself that things aren't quite as bad as they seem	3579	24,6%	233	25,2%	3812
I go along as if nothing were happening	5783	39,8%	361	39,1%	6144
I wish that the situation would go away or somehow be over with	2897	19,9%	175	18,9%	3072
I criticise myself for what happened	5574	38,3%	346	37,4%	5920
I avoid being with people	3125	21,5%	226	24,5%	3351
I take medicines to relieve the symptoms caused by the long-term consequences	1343	9,2%	84	9,1%	1427
I work on solving the problems, I have made a plan of action for coping with them and followed/am following it	457	3,1%	42	4,5%	499
Other, what?	1073	7,4%	81	8,8%	1154
Total	26624		1730		28354



I have read and understood the disclaimer to the study and consent to my answers being processed and used accordingly. (For any further information about how Protect Children processes and stores data, please refer to our privacy policy).

Number of respondents: 23271



	Female		Male		Total
	n	Percent	n	Percent	
Yes	21041	100,0%	1431	100,0%	22472
Total	21041		1431		22472